

The UKDN

Issue 20

April 2009

World Of Responsible Detecting



Inside this Issue

Message from UKDN Admin 2

FOM Artefact 3

FOM Coin 4

Red Rocket 5

Triangles are Childs play 10

English Heritage Conference 12

A Detecting Story Part 2 15

Here comes the Wolf Man! 23

The Field of Dreams 24

Whats your Legacy? 31

Message from UKDN Admin

Welcome to Issue 20 of the UK DETECTOR NET newsletter, we hope you enjoy our latest instalment.

Spring is always a great time of year with the warmer weather and the longer days, with the sun shining and the plough back in the overwintered fields, the birds singing - what better place to be than in the countryside enjoying a stroll and maybe finding some artefact's in the meantime.

Please do remember that we follow a Code of Practice and the Countryside Code as well, so whilst enjoying our great hobby please do seek to make yourselves familiar with the two codes the hobby has signed up to. This way we can be responsible and use best practice in all that we do, which will help

preserve what we all love doing in metal detecting. A copy of the Code of Practice can be found on our forum or on the Portable Antiquities Scheme web site, so please do familiarise yourself with it and it's always worth mentioning to landowners and farmers that you adhere to such a code when seeking permission or dealing with existing permissions.

A huge thank you to all those who have written for the Newsletter in the past, we continue to look for anyone who would like to contribute to this extensive and wide reaching publication. If you feel you have anything you can contribute then please contact Corinne or Phil; they will be pleased to hear from you.

We are now recognizing any newsletter contribution with a new forum rank, which will read in addition to a users rank ***".....and UKDN newsletter Contributor"***

With the Spring ploughing now taking place some great finds are appearing on the forum, please do support the Find of the Month Competitions and enter your finds, even for the chance to show them off!

**Best Wishes from
Brian, Mo' and The
Team.**



FOM Artefact Anglo Saxon Gold Finger Ring



February rolled round and the field was ploughed, so out we went for a final throw of the dice before it was planted. First signal, bang, a denarii of Julia Doma, then bang, denarii of Hadrian, then right where the bales were, beep beep, another

denarii maybe? But to my surprise, lying in the spoil, was the most beautiful gold ring with a loop and dot design.

Taking it home and checking it on the digital microscope I noticed that it had a repair with a rivet, which is minute.

The field has also produced two button loop fasteners, which are recognised as being extremely rare north of the Forth valley. Now we just wonder what this field will surprise us with next!

roto-op (Alistair Mcpherson)



"Now we just wonder what this field will surprise us with next!"

Treasure
hunting

**BRITAIN'S BEST SELLING
METAL DETECTING MAGAZINE**

FOM Coin - Gallo-Belgic Uniface Stater 60 - 50AD



"I am very keen to get back to the field and see if I can prove him right!"

After a five day break in York, I was keen to get back out detecting, especially after seeing the fabulous Middleham Jewel in the Yorkshire Museum. The day after returning from our holiday I went back to a field that I have been detecting on for about six years. The field has always produced some reasonable finds, most of which have been medieval including some nice hammered coins. This particular day I was drawn to the highest point of the field in the far corner. I had never had anything of note from this area but had always thought it had potential. After about an hour of detecting I had

found very little compared to the normal performance of the field, just some lead and a few buttons. I carried on and it wasn't long before I got a cracking signal which was crisp and even. I hoped this would bring a change in luck for the day. As I dug the signal, the item flipped out of the hole and landed on the ground. My heart skipped a beat as I saw it was a smooth disc, gold in colour. I was praying that when I turned it over it wouldn't be just a button! My prayers were answered, as when I picked it up it was immediately obvious that it was a fine gold stater – a beautiful colour and well struck.

My hand was shaking as I put it safely in my jacket.

I stayed another couple of hours on the field with no further finds of note so headed home. I was pleased that when I got home I was able to identify the coin with the help of Spink as a Gallo-Belgic E uniface stater. I have since shown the coin to my FLO who tells me that he believes that this type of stater is very likely to be part of a hoard! I am very keen to get back to the field and see if I can prove him right!

quattro (Ben Driver)



Treasure
hunting

BRITAIN'S BEST SELLING
METAL DETECTING MAGAZINE

Out and About in the Red Rocket with Brian & Mo'

By Kind Permission of The Searcher Magazine
March 1992, Issue No 79

the
searcher



See the Minster follow the plough and dig the hammered



Readers will remember that we finished our last trip with a spell of trying to find treasure in a river not too far from home. We couldn't say that it was an immediate success and, with the fields rapidly becoming golden-brown, the sieve and inner tube were placed in the far reaches of our garden shed. We promised ourselves that we'd give this form of detecting another bash but

it would have to wait until the crops were back in all our fields, probably sometime in Spring 1992. This year we couldn't make the Deal Rally. We'd wanted to for two reasons i.e. firstly to see all our old friends, in particular Jimmy Sierra from California, who was bringing a part of American detectorist's over to England, and secondly, to try to do some more detecting on that fabulous site we wrote about in an earlier article.

As it was Brian was working on that weekend so the Rocket had to stay parked up. Nevertheless, Mal and

Jean Jubb passed us an invitation to attend a barbecue a week or so later and by happy coincidence Jimmy and his comrades would also be in Doncaster as part of their holiday.

Our reproductions were also beginning to sell well and we wanted to take them to a few museums to gauge their responses. We decided to combine our next Red Rocket journey to take in the barbecue, see our friends and visit museums with our replicashoping we might get in a bit of detecting on totally new land, at the same time.

"We decided to combine our next Red Rocket journey to take in the barbecue"

Rusty chariots

The barbecue was a resounding success thanks to the hard work put in by Mal and Jean. We were surprised at how famous the Red Rocket had become, for when the coach carrying the Americans arrived at the detecting site on the first morning, they all glimpsed the Red Rocket and exclaimed, "Gee, is this really the famous Red Rocket?" and jokingly, "Hey Jimmy, could you take a photo of me standing by this beautiful, biddy little ol' thing?"

The American party had been detecting in Deal and the surrounding area. Over the previous week one or two of them had done extremely well and most had good finds. During a short stay a few of them had done better than some English detectorists after a year or two of detecting! So much so that after half an hour some of the Americans' jaws had begun to drop when faced with tough ground. Now this was real English detecting, hours and hours of walking up and down ploughed fields with

just the possibility of something different turning up. Mind you, they all took it in good part, managing to turn every single find of scrap into something special – bars of rusty iron would become chariot spokes, bits of wire mesh would become part of a Roman shopping trolley, and so on.

The morning after the barbecue we visited a ploughing competition where the Doncaster Club had set up a stall. We went along to help out and see what was going on. The club services were plugged well by the members who turned up to meet farmers and landowners. It's a good idea for other clubs to follow.

Ninety minutes more



At the end of the day we managed to squeeze in a few hours' detecting. We found a promising looking field, knocked on the door and gained permission. Having only about one and a half hour's light, we were toggled up and out in a few minutes. The field proved to be large but interesting in patches. We didn't have the time to give it justice but we reckon that the field would be

worth another search. Mo worked the lower end of the field whilst Brian, Jubby and Jimmy worked a high spot. On returning to the Rocket we found that Mo had come up with a small Scottish hammered and a statuette.

No-one has much idea of what this statue is or from which period it comes. We tend to think it has got some

sort of eastern influence. It reminds us of the South Island statues. We would be grateful if readers of The Searcher could give us assistance in identifying this.

Next morning we left with two days to spare before our appointments with several museums.



Statuette, age and origin unknown, about 37mm tall

Proverbial site

Usually when we go away in the Red Rocket we use one or two of Brian's books as a basis for our research. However, on this occasion we had omitted to put them in. In order to find a decent productive site we had to do some methodical map research not having any documented evidence to help us. There is a "proverb"

amongst northern detector users that states "find a ploughed field from where you can see York Minster and you'll find hammered coins". We decided to test this out by driving towards York but keeping away from all the more well-known and much detected sites. We also thought that keeping close to river

crossings would give us an edge.

In medieval times these would have been difficult for a traveller to York to cross and it might be expected that merchants would have set up camp waiting for river level to subside allowing them to cross.

"find a ploughed field from where you can see York Minster and you'll find hammered coins".

Now or never

We settled to try our luck in a small village, at a river crossing not too far from York. In fact, the Minster could be seen from here. We drove about at first looking for fields that had been cropped and were free of tall stubble. Eventually we arrived at a few small

paddocks alongside a road leading to the river and decided that these small fields would be well worth trying.

The day was already very warm and we knew that if permission could be gained we'd be spending the day

out in the country, in glorious weather and in T-shirts, looking for bits and pieces – what more could a man want?



We found the farmer on his tractor just about to begin a day picking potatoes. We know from experience that permission is hardly ever granted by a farmer who has been stopped in his tracks by two people intent on halting the flow of his work to ask if they can walk over his fields with one of “those metal detector things”.

We also knew that with the long days at this time of the year it could be ten o'clock at night before he finished. So we had to act quickly. Brian stopped the Rocket and dashed over and asked him if we could detect in the paddocks for the day. His answer was an immediate “Yes”. Ten minutes later found us set up and on the first paddock. The situation and the day couldn't have been better. All we needed now were some finds to make it all perfect.

Then, within five minutes, Mo hit it, a Henry III hammered penny. Our first thoughts were the obvious

ones – had our research been that good that we'd discovered an early market site?



Could this be the start of something wonderful – two whole sunny days spent digging up medieval coins and artifacts? After a short pause we were off again, as so many times in the past, full of wonderment after finding a hammered coin within a few minutes of stepping onto a field.

Throughout the heat of the day we walked methodically up and down this field until, by late evening, every square yard seemed to be covered by our crisscrossed footprints. Brian made only one find, an unusual coin

which we knew came from the Isle of Man but had never seen one like it before. From research done on our return we now know it to be an ordinary penny of the Isle of Man.



We slept in a lay-by not too far from this site that night and awoke early ready to tackle the next paddock and also a much larger stubble field nearby.

The day promised to be hot and we were excited at the prospect of more interesting finds.

“every square yard seemed to be covered by our crisscrossed footprints”

Drawing blanks

Unfortunately, as so often happens, our luck was not to continue. We spent the best part of the day on the small paddock adjacent to the one that had produced Mo's coin but hardly anything came up. For the last few hours we dashed onto the larger field, even

though it was made difficult by a covering of fairly stiff stubble – only to draw a blank there, too.

The next day saw us visiting museums, showing off our reproductions and examining the exhibits. By late evening the Red Rocket was

parked at home, seeming to be in need of a good rest, judging by recent sound effects.

But it was only a week later that we had an invite from a friend named Archie.



Archie had a caravan in Wales (we won't expand on his surname or further details to help protect his site from unwanted outsiders) and had done most of his detecting in some of the lesser-known parts of Wales.

We repeat here a very important story because within this tale there is a moral for serious detector users.

Some time ago, Archie gained permission for some new land in an area not

detected on by him before. Picking out what he thought might be a productive field he arrived there one day full of hopes of finding something interesting.

Alas, it was not to be, for after giving the field a full eight hours he had just a couple of lead spindle whorls and the usual bits and pieces. Archie dismissed the field as being of no historical interest to him. At a club meeting some time later the subject of club sites

came up.

Archie offered his field for a Sunday out, hoping that members would appreciate a social day out even if they didn't find masses of coins.

He assured his fellow club members that not too much was expected to come from this field.



New perspective

Surprise, surprise, for within an hour of the group arriving at the field, a short-cross penny of King John had turned up. Within a few hours the tally was four, three of them short-cross pennies. By the end of the day a total of eight hammered coins had come from this reasonably small field that Archie had

walked and walked for eight hours without finding a single hammered coin. An important lesson learnt we're sure you'll all agree, especially those of you who are fairly new to the hobby.

On this day we were to join Archie on that same site where his total of hammered coins was, by now,

fifty-eight! Could we help make it sixty or sixty-one? We hoped so.

The day turned out to be a stinker. We saw the heaviest rain we'd seen for years during that day but it didn't deter us. Yes, a lot of hammered coins had come from the site but with luck there would be three more left.

Right on target

Archie found the first, a lovely coin that was probably a continental Sterling, similar to an Edwardian penny. He found this whilst sheltering under a tree: a tree he had detected around many times before.

Mo was next with a hammered short-cross penny. This went on to win

our Coin of the Month at the South Lancs and Cheshire club meeting. Brian had a panic on and it remained with him until the last few minutes of the day when all of a sudden and out of the blue popped a short-cross coin, probably a King John penny.

We had to say our farewells to Archie after he was called

back home unexpectedly. We spent a day or two detecting on some of the beaches on the North Wales coast but finding pennies and half pennies was a big come-down from short-cross pennies so we ended up home quite a few hours earlier than we had planned.



Triangles are child's play

Stuart Laycock



Let's face it. There were a lot of buckles around in Britain in the Middle Ages.

Buckles from the later medieval period are one of the more common finds for detectorists. So it's easy to assume when a buckle turns up that it's yet another

medieval buckle. However, sometimes this can lead to some rather rare little gems being missed.

When people think of late Roman buckles (assuming they think about them at all!) they tend to think of highly decorated pieces, either featuring lots of lovely chip-carving or a rather nice animal or two – dolphins, horseheads etc.

These, because of their very distinctive decoration, are

relatively easy to spot.

However, there are other much plainer late Roman buckles found in this country and one type of them is also pretty easy to spot if you know what you're looking for.

These are the plain loop, triangular plate buckles and they 'do what they say on the tin'.

"it is very possible many of them were made in a state arms factory or fabrica."

'do what they say on the tin'

They've got plain loops, mostly in a D shape – though sometimes you get kidney-shaped versions and I've seen some very rare rectangular ones. Then attached to the loop is a triangular buckle plate. Most often this is moulded in one piece with the loop, though, there are also versions in which the loop and buckle plate are separate pieces. The triangular buckle plate is most often an openwork skeleton but again there are also examples in which it is solid.

The construction of the buckles is usually of a bevelled type and they

always have the arrangement with one rivet at the end and a pair further up. Often beside the upper pair of rivets is a set of 'crinkles'. Decoration is usually very plain. Often there is none at all, and where there is decoration it usually just consists of incised lines.

The regularity of shape and the plainness of these buckles is such that it is very possible many of them were made in a state arms factory or fabrica.

Now, don't get me wrong. The late Roman period is not the only period of British history that sees tri-

angular buckles. The Anglo-Saxons also had triangular buckles, ultimately derived from the late Roman design. And there are even some later medieval triangular buckles. However, generally speaking, the late Roman versions are so regular that if you've got a triangular buckle that is a significantly different shape you want to start thinking about whether it may be later.

Stuart Laycock

laterromanbuckle@hotmail.co.uk

Stuart Laycock's new book, *WARLORDS: THE STRUGGLE FOR POWER IN POST-ROMAN BRITAIN* is published by The History Press in April.

You can find out more about belt fittings in *Roman Buckles & Military Fittings* by Appels & Laycock.

Triangles are child's play—examples



English Heritage Conference 23rd March 2009.

Peter Twinn.



Earlier this year I was kindly invited to represent and speak on behalf of UK Detector Net at the 'Missing Out' conference which was being held by English Heritage at the London School of Economics New Academic Building at Lincoln's Inn Fields, central London.

The purpose of the conference was to explore how to broaden the appeal of the heritage offer. In other words why only certain parts of society visit or interact with English Heritage and the sites they are custodian's of, for our nation.

There is a great deal of good practice within the heritage sector, but still a worrying divide between those who participate from higher socio-economic status and those of lower status. Basically why are those on lower incomes not being attracted to heritage sites whilst those with money seem to visit and get involved a whole lot more!

My first thoughts were that the answer is blatantly obvious, those who have money can afford to visit, whereas those who don't can't! Simple I thought, but it's certainly more complicated, and a much wider subject as it turned out.

English Heritage brought in for the day a number of speakers including myself, to represent certain groups alongside academics, heritage professionals and policy makers to discuss ways to bring heritage alive to a wider audience. This obviously included metal detecting; this to my knowledge is a very rare occurrence, as English Heritage doesn't particularly have a great track record with metal detecting. So I took up the challenge and saw it as a good opportunity to show how far our hobby has come during these past years.

My attendance there was a good indicator that in some small part English Heritage is willing to talk to groups like ours. They want to know what the attraction of metal detecting is, and why so many are drawn to the hobby and for what reasons.

The meeting was chaired by Shreela Ghosh (ex BBC news presenter and East-Enders actress) who was very enthusiastic throughout the day. The key note speakers were Adam Cooper, Head of Research, DCMS, Professor Robert Hewison of the City of London University, Dr. Ben Cowell and Chloe Bird of the National Trust, Laura Clayton, head of Social and Economic Research and Miriam Levin, English Heritage, Katja Condy, Civic Trust, Mark Griffin of Griffin Historical Ltd, Andrew Hann, Senior Properties Historian, English Heritage and finally Jonathan Douglas, the Director of the National Literacy Trust. All were called in to bring their particular expertise on how English Heritage can become more open and inclusive to the whole population, not just the middle class upwards.

Particular themes that came through were about the high demand for heritage programmes, particularly on television. Programmes like the Antiques Road show, Coast and Rome were among the most watched in the UK.

English Heritage Conference 23rd March 2009.

Peter Twinn.

Surprisingly there was not one mention of Time Team as a factor whereby people watched or got involved with heritage as a whole. Points were made about how people access heritage in the UK with another theme of children's participation at a young age having an effect on their participation in later years. Funnily it seems that if you go on a school or organised trip with your friends and not your parents you are more likely to attend heritage sites later on in life.

Dr Adam Cooper spoke about a shift in institutional outlook with changing experiences; this is already happening through partnerships and through socialisation in getting children and families involved. This will in effect create a circular motion from generation to generation. I certainly found that there seemed to be a growing sense that wider participation and inclusion was the way English Heritage were trying to head toward, and that looking outside the sector at communities like ours they feel that will provide some answers for them on the inside.

Professor Robert Hewison has many hats that he wears, but the historian was speaking very clearly about how history means that words keep changing their meaning (Entropic)! He stated "that history sounds much better then, when something is just out of reach, a part that did not exist except in the minds of those who created it". Much of our history is like that and it affects just how we view and understand heritage in this country. In Scotland Prof. Hewison said, "that a 72% against a 32% split occurs in the socio-economic groups attending sites with a visit. This highlighted the gap between the rich and the poor and that it is very wide at some points. Because of this fact he stated, "That heritage is being defined by those who are more articulate and have positions of power". His answer was for a more equal society through representation, and said, "that the spirit level needed a tap!" in other words, there is need for some redress and balance so that we can all share in what is our joint heritage and for it not to be left for an elite few.

There were many other themes that came through along the same lines and all were advocating that the heritage sector is too narrow in its audience participation and needs to change where it can be changed for the benefit of all. I spoke about the hobby in more general terms, but hopefully showed that not only do we love history and have access to it, but that we as a hobby had much we could offer and share with other professions, indeed this has been happening for many years now despite the protestations of such organisations as English Heritage or the National Trust.

English Heritage Conference 23rd March 2009.

Peter Twinn.



"His answer was for a more equal society through representation, and said, "that the spirit level needed a tap!" in other words, there is need for some redress and balance so that we can all share in what is our joint heritage and for it not to be left for an elite few."

My hope and aim was to build some solid points where others might create bridges between us. I see no benefit for differences to keep us apart, but to use what we have in common to bring us together. That is not to say we should somehow roll over and raise a white flag, but to say we have skills, ideas and a wealth of knowledge that can serve us all. Many of us participate within the heritage sector all the time, I know that I visit at least five historical sites a month throughout the year and that contact with the Portable Antiquities Scheme is another road that many travel in recording their finds for future generations, so we can and do play our part. Hopefully this conference which was mainly about gaining greater audience participation from the lower socio-economic groups will begin to open up a discussion and greater openness to our hobby in the days ahead. I guess the ovation I got at the end hopefully meant I left a lasting impression of what metal detecting is capable of in the twenty first century, but time will tell on that one and others must judge any potential outcomes at a future date. My presentation was filmed and will be online at some point soon, all you need to do is Google English Heritage and find the 'Missing Out?' conference section. The heritage sector does seem to be embracing differences, I hope after all these years they will look for greater cooperation, supportive in areas where we agree, and encourage us in areas where we do not!

Peter Twinn (petethedig)

A Detecting Story—Part 2

kally22350

A SPECIAL FIND

It was a fine warm day in the early afternoon, I was nearly as far as my search permission allowed on Farm A when I noticed a clear and distinctive two-way signal through my headphones. I dug down through the dark damp earth checking the soil with my detector as I removed each spade full. The small spoil at the side of the hole remained silent as I swept over it with the search head of my machine; whatever it could be was still down there. By now I realised it was larger than the average find, the signal getting stronger as I almost reached the plough plane. I could hardly believe my eyes when I saw the narrow rim of a decent sized bronze bowl. That beautiful dappled malachite coloured surface that always sets the heart pounding.

Sitting there was a bronze bowl almost certainly from the Roman era probably last touched by human hand more than 1700 years ago.



"Part 2 of kally22350's story about his own "Detecting Story—you can read the first part in Issue 19 of the UKDN WORD Newsletter"

A Detecting Story—Part 2

kally22350

"After speaking with the landowner we both decided to donate the bowl to Lincoln Museum "



Before I removed the bowl I took a long hard look. Should I call in the archaeologists? It was in the plough soil just! It was sitting at a depth of about 12-14 inches very close to any archaeological context. I could mark the position backfill the hole and inform the archaeologist later, but surely this would cause even more soil disturbance, so I made what some people would call an executive decision, and that was to dig the object.

I very carefully scraped around and beneath the rim. It took over 30 minutes to extract and although somewhat perforated to one side, came out intact. I was very relieved indeed. A thorough search of the hole and surrounding area revealed nothing, no coins, no treasure but this was treasure enough.

When I took the bowl to Kevin Leahy, Principal keeper of archaeology and natural history at North Lincolnshire Museum, it was still piled with earth, for which he thanked me for not disturbing. Then Kevin asked me to be extremely careful if I detected any other large and potentially ancient objects at similar depths, in fact he said it would be best to stop digging and phone him immediately!! Kevin is a smashing chap and I respect his integrity enormously. After speaking with the landowner we both decided to donate the bowl to Lincoln Museum who unfortunately due to unavailable funds at that time could not afford to have it cleaned and conserved, but more about that later.

I always find it pleasing and oddly sad at the same time when I donate an object to a museum. Pleasing that something so ancient is hopefully going to a safe environment and may be viewed by all with a mixture of curiosity and wonderment, but equally you are aware that it may be hidden away on some dusty storage shelf and unseen for years. There is also a feeling of loss, that something which you alone have found has gone, and you may never see it again, as I said it's an odd feeling. There are however compensations and Kevin produced a nice scale drawn plan of the bowl for me, drawn by his own fair hand, and promised that a good quality image would follow.

"Anyway he seemed as intrigued as I did as to what might lie beneath his pasture. Permission granted! "

A Detecting Story—Part 2

kally22350

The find spot for the bowl was a couple of yards from the western boundary on Farm A. Over the hedge the field on farm C fascinated me. It was down to pasture and on a slight rise with a few horses grazing upon it; it had a feeling of complete calm and quiet, and also appeared to be very wet! I knew there and then I had to try to gain permission to search this new field.

A couple of weeks and some research later I phoned the farmer, whom I did not know. I thought it best to sound as positive as I could about the possibility of finding ancient artefacts on his land. Many people, including farmers, are interested in history and in truth I was not spinning a yarn when I told him his land may have a Roman heritage, after all, I knew what I had found just over his hedge on farm A only a few weeks before! Anyway he seemed as intrigued as I did as to what might lie beneath his pasture. Permission granted!

After many months detecting on one patch it is always exciting to search a new farm. But as the big day arrives there are always a few doubts that creep in, as from my experience the grass is rarely greener on the other side. Sometimes you are better sticking to a patch that you are familiar with, especially when it's turning up good quality and rare finds. I was, however, in for a bit of a surprise!

PASTURES NEW.

I arrived at my new farm (C) and heard a loud banging noise coming from what appeared to be the farm workshop. After negotiating the guard dog I was greeted by the farmer, a friendly chap who was busy mending a large trailer. After showing me where to park my car out of the way of any tractors we had a short discussion about his land and after showing me the extent of his boundaries, he wished me luck in my search.

Where I parked my car is not unimportant because from there I had to walk past the front garden of the house to get to the field of stubble I wanted to search. Although I was about 20 feet away I couldn't help noticing two substantial stone columns lying on the front lawn. Eager to start detecting I paid them no more attention.

A Detecting Story—Part 2

kally22350

"As I had guessed this would not be a trashy site,

I didn't spend long on the stubble but felt myself being drawn slowly eastwards in the direction the pasture field. On arriving I noticed a slight, but distinctive, rise half way up the field close to a few trees. As I moved towards the boundary I suddenly realised that I was standing no more than eight feet from the exact spot where I had dug the bronze bowl only a few weeks before, but this time on the other side of the electric fence and hedge, and on a strange farm.

Although on a rise the field appeared very wet indeed with large areas of standing water over much of the higher ground; I remember thinking at the time this seemed a little unusual, and was later to find several places where water percolated the ground; however most would disappear in the dry season, if that is what we can call our summers nowadays. For some reason I decided to increase the sensitivity control on my machine to level 30, pretty near its maximum hoping to gain as much depth as possible. As I had guessed this would not be a trashy site, it did no harm, and I was soon finding 3rd and 4th century coins both near the surface and at depths of over 5 inches.

Later that day I couldn't believe my luck when I actually found, on an area of bare damp soil, a rather nice silver denarius of Hadrian. This find was made with "eyes only" and not my detector. With the field set to pasture its unlikely the coin had been brought up by previous ploughing, but worth noting was a good number of very large mole hills on that end of the field; thank you mister mole!

I now knew that the Roman site, or at least the track way, probably crossed over onto this farm. Over the next few weeks and months I searched the pasture field many times, and was quite staggered by the sheer number and variety of metal finds turning up, eight Roman brooches and a handful of grots in one afternoon alone! But something about their corresponding dates seemed odd. While most of the coins, and there were lots of them, were 3rd or 4th century bronze units with a few being silver dipped, most of the brooches were in fact 1st and 2nd century which to me didn't tie in. I was to find out later from Adam at Lincoln that by the end of the 2nd century brooches were going out of fashion and that actually we did have a small assemblage of earlier coins so that was ok.

A Detecting Story—Part 2

kally22350

"One particular find that intrigued me was a matching pair of Trumpet fibular"

I have often wondered since Adam's remark, if these many clothing fasteners and brooches (over 100 to date) were being discarded and reused due to changing fashion? We know that fashion and its many changes can be a powerful cultural force; could this be the main reason for bronze casting waste (dross) turning up across this site? Only time will tell. During the next few months the weather improved considerably and I recovered many interesting finds, all late Iron Age or Romano British. One particular find that intrigued me was a matching pair of Trumpet fibular AD 75 - AD175. Although badly corroded they were still clipped together when I removed them from the earth which had been their home for almost two millennia. Why were they clipped together? This posed more questions than answers. Although this article is intended to be a factual account of my metal detecting exploits on this site, please forgive me if I romance a little.



A Detecting Story—Part 2

kally22350

"There was certainly a bigger variety of finds on this pasture field than any of the land I had searched so far"

Try to imagine a scene nearly 2000 years ago on this very land. We now know that there were natural streams if not actual springs in this once waterlogged and marshy area. Certainly this site would have had a good supply of clean fresh water, enough to bring settlement here in the first place. It is known that this type of fibula were worn in pairs often by women and sometimes linked by a thin chain. This pair had no chain but perhaps a young Romano-British girl from one of the homesteads brought with her a few garments to wash by the stream or pond. After removing the brooches clipping them together would seem like a natural thing to do. Perhaps she just placed them to one side, maybe on a stone or by the edge of the pond, and forgot them. We will never know for sure but it doesn't hurt to paint a picture now and then.

To me this is what discovering history is all about, imagining real people, living real lives. Or could it be that they were simply clipped together for scrap storage to be recycled at a later date!

Around this time I also found a nice pair of umbonate disc brooches AD 100 - AD 250 which retained some of their vivid blue enamel, an early thistle brooch AD 25 – AD 60 of the Claudian foreign type and a very small bronze female head or mask, which could have been a mount from a small vessel but very Romano-British in style and possibly votive. Added to this an attractive strap mount with Celtic trumpet like swirls in copper alloy alongside two sections of a bronze steelyard (or in Latin a Statera). There was certainly a bigger variety of finds on this pasture field than any of the land I had searched so far, including many different and unusual brooch types; things were definitely looking up.



A Detecting Story—Part 2

kally22350

STONE COLD AND WET

"They certainly looked ancient and it appeared there was some kind of mason's mark on the end of one column."

After parking my car in the usual spot by the farmhouse and setting up for another search I was greeted by the farmer's wife who asked me if I could search the garden for a modern finger ring that had been lost some time ago. Only to willing to help I slowly started to detect the rear and then the front lawns but any without luck. As I was searching around the stone columns I had the chance to study them more closely. They certainly looked ancient and it appeared there was some kind of mason's mark on the end of one column. The farmer then came over to join his wife and we conjectured about their possible origins. It transpired in the conversation that one of them was removed from a wall somewhere on the farm many years ago, where it had obviously been reused, and the smaller one which is actually broken with a section missing had been lying around the farm for generations. By now I was listening with great interest. Luckily I had my digital camera with me and took quite a few images of the columns which I later put on disk at home.



A Detecting Story—Part 2

kally22350

"I drove home, slightly deflated but not completely down."

When I next went to the North Lincolnshire Museum to collect some finds they had recorded for me (I recorded at both Scunthorpe and Lincoln for a while) I handed the disk to Kevin who looked with interest especially at the end of one column. His initial suggestions were they looked a little too grand for a small Roman site and may have in fact been "borrowed" from a ruined church or mansion nearby or even further a field. On a more positive note, however, they appeared Romanesque in style. As I drove home, slightly deflated but not completely down, my thoughts about the site in general were very encouraging.


Over the next two to three years I was to search over many different fields and crops on all three farms, but the sheer spread and scatter of Roman finds on farm C near this ancient boundary would seem to point to some kind of Romano British settlement site with possible earlier Iron Age connections

kally22350

Dont miss the next instalment of this amazing detecting story in next months issue of UKDN WORD!



Here comes the wolf-man!



Kevin Leahy

Copyright Portable Antiquities Scheme

Amongst the finds from the seventh century Sutton Hoo burial, was the remains of an iron helmet decorated with panels of tinned bronze foil showing dancing warriors wearing strange horned helmets. Similar warriors appeared on dies, for making foil mounts, found at Torslunda in Sweden which seemingly confirmed the helmet's Swedish origin. A die

found by Mr T. Jackson at Fen Drayton, Cambs. was reported to the Portable Antiquities Scheme (Record NLM-468D41) and shows a wolf-headed warrior very similar to those on the Torslunda dies suggesting that the Sutton Hoo helmet could have been made in England, not Sweden.

The wolf-man is an interesting (and creepy) motif that is

widespread in the Germanic world.

Disappointingly, the lump at the back of the wolf's mask could have accommodated someone's head and we may be looking, not a were-wolf, but at someone wearing a wolf-skin.

Dr Kevin Leahy, National Advisor, Early Medieval, The Portable Antiquities Scheme

"The wolf-man is an interesting (and creepy) motif that is widespread in the Germanic world."

"coming home from work I noticed that they were lifting the tatties "

The Field of Dreams

By Roto-op

The story of the field started three years ago, when my niece Kaya aged 8, wanted me to take her out for a hunt with my detector . Having just acquired permission to detect there it was virgin territory. So out we went - my wife, Kaya and myself. The field being in set-aside was practically undetectable, with tufts of grass and only occasional clear areas. After 10 minutes the ladies were thoroughly bored so headed for the gate, then **"beep beep"** . Digging the signal revealed what the girls thought was a bit of barbed wire, it was in fact a head and spring for a 2nd to 3rd Century Roman trumpet brooch.

Now maybe down in the South of Britain that would not be to uncommon, but up here in Moray in the North of Scotland this is extremely rare, and with the field almost undetectable, very frustrating ! However, soon afterwards the field was ploughed and in the short time before it was seeded I found another three Roman brooches along with a couple of hammered Eddies and a Medieval pin. Alas, the farmer was quick of the mark and the field was deep ploughed and de-stoned for a crop of potatoes, so once more a frustrating wait. As the field was alongside the road which I travelled to work I was able to keep my eye on it.

Then coming home from work I noticed that they were lifting the tatties (potatoes), so I knew where I would be the next day after work! The field is very large, so I called my mate Richard and asked if he would like to join me and the next afternoon we went out to access the area.

We were not going to be disappointed and over the season 2007/2008 we had a haul of three Roman brooches, a unique Iron Age chariot harness mount, hammered coinage from 1150 to Victorian silver, a large number of worked flints and iron age fragments.

*"My first
Medieval gold
ring with a
sapphire in
situ"*

The Field of Dreams

The National Museums of Scotland were getting interested, but by far the best was to come at the end of 2008 and the start of 2009.

2008 saw the field planted in barley and the day after the crop was cut it rained for nearly a whole week - it was so frustrating. Richard took one side of the field and I took the other - after four hours it seemed as if the area was dead - just a few cartridge bottoms and some grotty Vicky pennies with Richard not faring much better. Then as I turned to head up the field to where the car was parked, **"beep beep"** and out popped a Early Medieval silver ring. Being well pleased with myself I put it in my pocket and gave the dig hole a perfunctory sweep of the coil, **"beep beep"** again. Then the fun really began because in my hand was a mint denarii of Antonius Pious and I had to go to work.....grrrrr.



Early Medieval silver ring

Returning over the next few days we collected another twenty denarii, two sesterius stuck together and a Roman head stud brooch. Richard also found a complete Medieval disc brooch complete with pin. As he showed it to me, I had something I wanted to show him - My first Medieval gold ring with a sapphire in situ.

The Field of Dreams

"Was there no end to the surprises that this field would turn up!"



Now the National Museums of Scotland were more than excited, and after a few phone calls, Dr Fraser Hunter and a small team arranged to do a small exploration of the site. While we were waiting for the archaeologists to appear at the end of the week, I went and found a n absolutely beautiful piece of bronze age 'ring money'. Was there no end to the surprises that this field would turn up!



"My first thoughts were I bet they find nothing"

The Field of Dreams

On the Friday morning Dr Fraser Hunter and a small team turned up with a JCB digger. My first thoughts were *I bet they find nothing*, but within minutes of the digger removing the first 6 inches of topsoil over an area of 50 feet by 50 feet, we had another ten denarii. The next six inches removed provided another 18, now things were getting interesting.



Once onto the occupation layer Richard and I were asked to do a sweep of the site, and once again more denarii, three sesterious stuck together, Iron age pins of copper alloy and iron, and also a bucket handle dating to the Iron age.



three sesterious stuck together

The Field of Dreams



button loop fastener



ironage copper alloy ring

The Field of Dreams

The Archaeologist's were over the moon, as they also found a stone structure below the Iron Age occupation layer. They are now making plans to geophys the whole field and do a large scale dig. The local museum has also forwarded a file to Time Team of the site as a suggestion for a future programme

"The local museum has also forwarded a file to Time Team "



Roman Gold ear-ring

"Now we just wonder what this field will surprise us with next!"

The Field of Dreams

As the field was stubble there was still round bales in the area of the dig waiting to be detected, all be it small patches - anything continues to be possible. Then winter descended with a vengeance - The ground was frozen to depth of 9 inches and any detecting was out of the question. This situation carried on like this for 6 weeks, either because of frost or heavy rain. February rolled round and the field was ploughed, so out we went for a final throw of the dice before it was planted. First signal, "*bang*", a denarii of Julia Doma, then "*bang*", denarii of Hadrian, then right where the bales were, "*beep beep*", another denarii maybe? But to my surprise, lying in the spoil, was the most beautiful gold ring with a loop and dot design. Taking it home and checking it with the digital microscope, I noticed that it had a repair with a rivet, which is minute. The field has also produced two button loop fasteners, which are recognised as being extremely rare north of the Forth valley.

Now we just wonder what this field will surprise us with next!



These discoveries featured in the Northern Scot Newspaper—you can read the article here

http://www.northern-scot.co.uk/news/fullstory.php/aid/7676/Mystery_of_royal_ring.html

Whats your legacy?

By Corinne Mills

In August 2005, less than a year after starting metal detecting I was lucky enough to find my very first Treasure Item. This is my story about a very small but important piece of gold in a field near Kelvedon and a small saxon penny from Tiptree - from finding the items, ending up in March 2009 as part of a fantastic exhibition at Ipswich Town Hall Galleries.....

Gold Discovery Day


The area we chose to detect on the farm near Kelvedon had been a field of barley - and the majority of it was stubble about 10 inches high. Now Terry's a big lad and can handle swinging his detector against stubble - but me? I'm a 5ft 2in female and within 20 minutes I'd had enough.

At the other end of the field was an area which hadn't been harvested and in front of it was a fair sized barren area with virtually no stubble - guess where I headed ! I decided that as the area was not too big, to cover it extensively - I started to walk very very slowly in lines, turn and then walk back overlapping the area I had just covered. This paid off as I quickly found a bag seal and then shortly afterwards a small lead token.

I had covered about half of the ground when I saw Terry walking back over to where I was from the other side of the field. At that moment I got a strange and iffy signal from my detectornot bad but certainly not the "good signal" we all listen out for...hmmm I thought.....is it worth digging this? Well, curiosity got the better of me so I dug a small spadeful of the soft soil and placed it to the side of the hole. A quick sweep of the detector told me the item was in the removed soil - so I picked up some in my hand and swept it over my detector coil just as Terry arrived next to me. "What have you got there" he said. "Dunno" said I

I broke the soil in my hand apart and there staring at us was a tiny, shiny gold coloured object.

"Its Gold!" said Terry.



"The thrill of finding something classes feeling increased dramatically when it relation to the surrounding landscape"

Where something was found is as important of an object's story and makes our picture

You can see what has been found in y



"The thrill of finding something classed as treasure
feeling increased dramatically when it was found in relation to the surrounding landscape"

Where something was found is as important as the object's story and makes our picture more interesting

You can see what has been found in the picture

The journey starts

I travelled to Colchester Castle Museum on the Tuesday morning to hand this into Caroline McDonald, the then Finds Liaison Officer for Essex who then delivered the gold fragment to the British Museum for the report to be written. This took some time as no one was sure what it was or what the runes meant so it wasn't till late January that the report for the Coroners Office was complete and the Inquest date was set for early in February.

On the day I travelled down the A12 to Chelmsford to attend the inquest at Chelmsford Coroners Court into my wee gold find in the rather grand Council Chambers.

I was met by a very friendly Mr Parfrey , the Coroners Officer who spent some time with me explaining the proceeding and what would happen in the Inquest. He told me how the number of Treasure Finds now coming through inquest had risen since the Treasure Act was implemented. He is the chap who does all the liaison with Caroline McDonald , the FLO for Essex and is rightly proud of how quickly he processes these cases through inquest rather than have them sitting around waiting. Well done Mr Parfrey!

I had to wait some time in the waiting area as there were two inquests before mine - it is very sobering to sit and witness families of road traffic accident victims waiting for their turn in the Chambers - and put my wee find totally into perspective.

Once I was called into the Chamber , the Coroners Officer read out the details of the find and the report from the British Museum and the Coroner, (Mrs C Beasley-Murray) declared it to be Treasure. She has a number of forms to sign which will be sent off to the FLO, me, the landowner, British Museum, DCMS.

That was it!

The Treasure Valuation Committee completed the last part of the process in June 2006 and the wee gold fragment was purchased by Braintree Museum – nice and local to the find spot.

Silver Discovery Day

In December 2005, Terry and I decided to visit one of the local farms near Tiptree we had permission to detect on but where neither of us had ventured before. It was a very misty morning with the sun glinting through in parts and quite eerie!

The field was quite roughly ploughed and damp and made for heavy going - but all good exercise and muscle toning work.....

The field was very quiet and there were hardly any signals at all from our detectors - in fact it was a good half an hour before I heard a nice clear beep from my machine. On digging this signal I found a small heavily -encrusted coin with a strange crescent shape on one side and what could (with a bit of imagination) be a profile of a head. That along with one other signal which was a lump of lead totalled my finds for the whole day and Terry fared no better.

After carefully cleaning this small coin emerged but I was none the wiser as to what it could be.

The lettering on one side read as "DE LVNDONIA" so I started to search on the Intranet for this phrase. I soon saw that this meant it was from London - then I spotted a link to the Portable Antiquities database for a coin with this lettering - PAS reference ESS-F6FC74.

The description and images on here looked identical to my find but also said that this was "An important and unusual find " The following morning I emailed Caroline McDonald my Finds Liaison Officer with images of the coin who confirmed it was the same type of coin - and that this was only the second to have been found in Essex. At that moment in time only four examples were known nationwide.

However when Caroline showed the coin images to the experts in early Medieval coins at the Fitzwilliam Museum in Cambridge, they were concerned that this might be a copy as they could see what they believed to be a faint casting seam on the edges of the coin. I therefore arranged to take the coin in person to let them see it in the flesh to clarify whether it was a contemporary copy or the real thing. It emerged that what they thought was the casting seam was in fact my cleaning - although I had removed the encrustation from the faces of the coin I had not cleaned the edges very well.....

The coin was acquired by Colchester Castle Museum.



"The thrill of finding something classes feeling increased dramatically when it relation to the surrounding landscape"

Where something was found is as important of an object's story and makes our picture


You can see what has been found in y



"The thrill of finding something classed as a treasure is increased dramatically when it is found in relation to the surrounding landscape."

Where something was found is as important as the object's story and makes our picture of the past more complete.

You can see what has been found in the landscape.



Two Anglo-Saxon Pennies

One of these silver pennies was found at Woodham Mortimer and the other at Tiptree, both by people using metal detectors.

They are identical and were minted in London about 1300 years ago.

The coins have the Latin word *scorum* meaning sacred on one side. This tells us that the Bishop of London had special permission from the king to produce them.

Only four coins of this type have ever been found.

Art in the Round

This great exhibition at the Ipswich Town Hall in Gallery 3 opened in early March and I was invited along to the private viewing on the opening day as both of the items I've just told you about are included as part of the displays.

The main part of the exhibition is a selection of Anglo Saxon Coins from the Fitzwilliam Museum in Cambridge. These are displayed in cases within a reconstruction of a long boat like the one found at the ship burial at Sutton Hoo. These coins were originally part of the De Wit collection and were bought by the Fitzwilliam with help from the Heritage Lottery Fund and the Art Fund.

These tiny tiny coins show bold images of people, animals, plants and geometric motifs and are an art form on their own - miniature works of art.

Large photographs of the coins are also displayed around the walls so you don't miss out on the detail of the coins.



"The thrill of finding something classed as a treasure is increased dramatically when it is found in relation to the surrounding landscape"


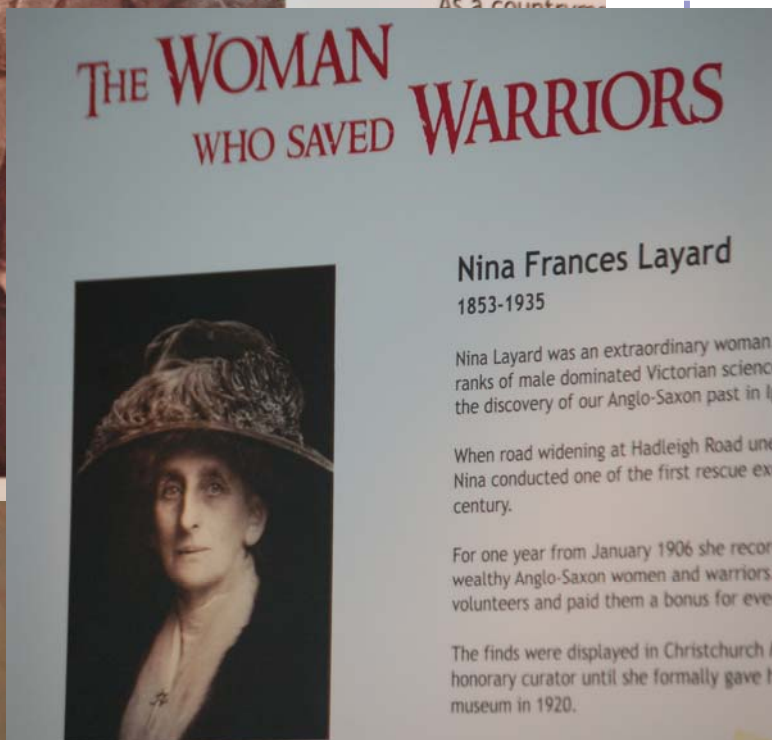
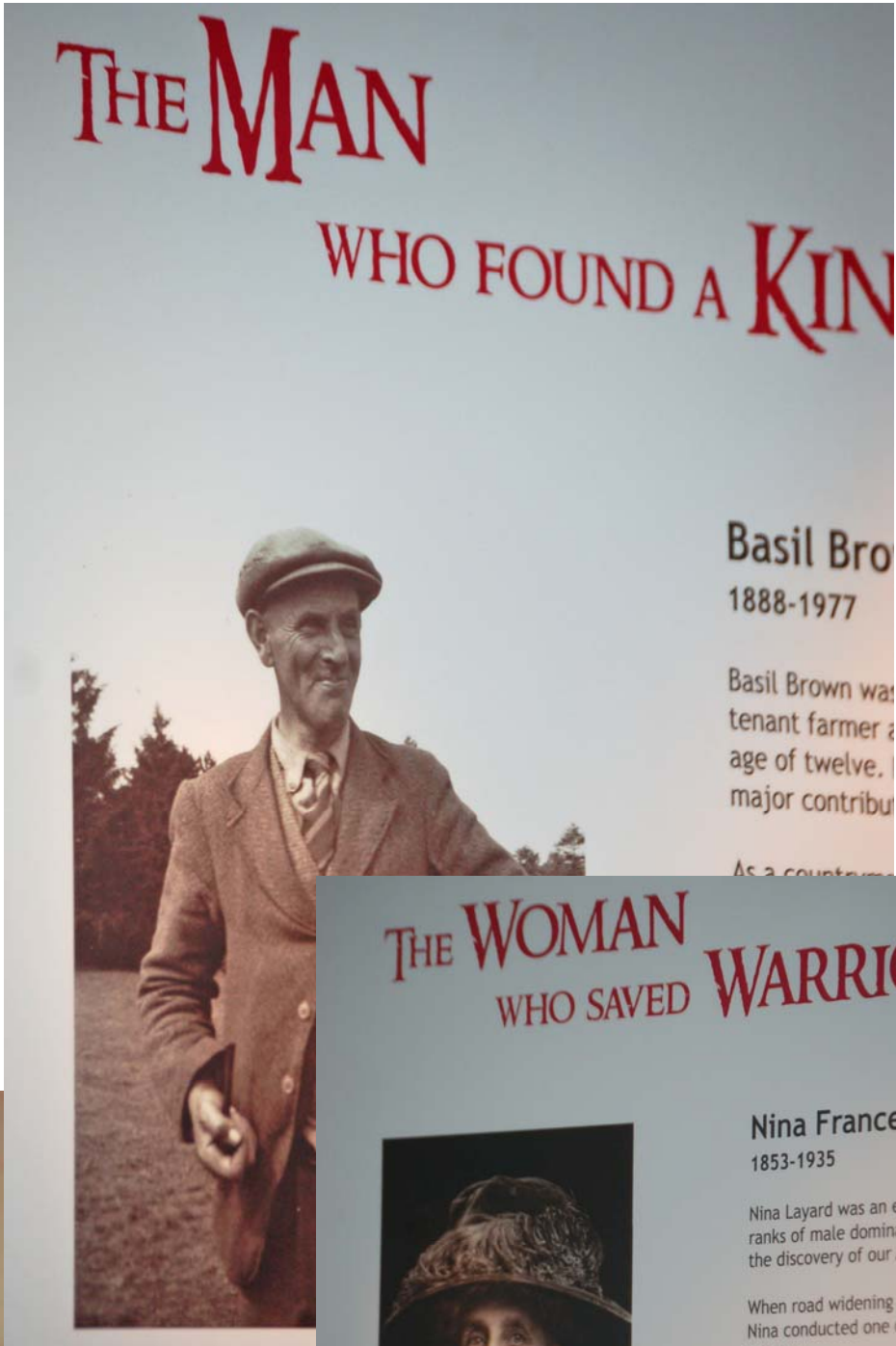
Where something was found is as important as the object's story and makes our picture of the past more complete

You can see what has been found in the landscape



Art in the Round

The rest of the exhibition focuses on 3 local people who found items and brought them to public attention - including me! I find this very humbling especially as the other two people are none other than the Edwardian poet and archaeologist Nina Frances Layard "The Woman who saved Warriors" and Basil Brown "The Man who found a King" of Sutton Hoo fame.



Art in the Round

There in a display case were my two very small finds – surrounded by the most wonderful objects but each and every item on display as important as the next in telling the story of the Anglo Saxons in East Anglia.

I truly believe *recording your finds with the PAS* is the most important element of detecting – for me *recording with them is the difference between revealing and stealing history*.

The exhibition is free – don't miss it!



"The thrill of finding something classed as 'treasure' was in itself exciting although the feeling increased dramatically when it became clear how rare and important this find was in relation to the surrounding landscape".

Where something was found is as important as what it is. Reporting finds captures the whole of an object's story and makes our picture of the past clearer and more vibrant.

You can see what has been found in your local area by visiting www.finds.org.uk



About us

UK DETECTOR NET was created on September 28th 2002 to bring together responsible metal detectorists everywhere to discuss the hobby, their finds, the machines they use and a million and one other detecting related subjects.

Visit the forum

<http://www.forumukdetectornet.co.uk/phpBB2/index.php>

Contact UKDN

enquiry@ukdetectornet.co.uk

UKDN newsletters to download

<http://www.forumukdetectornet.co.uk/phpBB2/viewforum.php?f=166>

If you would like to **contribute to the newsletter** please contact either UKDN as above, Phil D via PM, or Corinne Mills at Corinne.mills@ourpasthistory.com

UKDN AIMS

UKDN is a forum for people who are interested in the hobby of metal detecting. UKDN is an online community where members can exchange and share knowledge, their views, discuss the hobby, their finds, the machines they use and a million and one other detecting related subjects.

UKDN actively works towards the following aims:

1. Develop a greater understanding of the hobby and some of the wider issues through healthy pro-active debate within the forum and through the monthly newsletter, which is distributed to, and read by, our membership and beyond. The newsletter includes UKDN based news and articles, as well as wider news, debate, and issues of heritage interest.
2. Provide a platform to inform beginners in the hobby of the basic principles in the use of a metal detector, gaining permission, site research, basic heritage law, farming scheme rules and in the 'best practise' for conservation, recording and co-operation.
3. Actively promotes the 'Code of Practice for Responsible Metal Detecting' to all members of the UKDN online forum and beyond.
4. Encourage all UKDN detectorist's to record their finds with the appropriate bodies (depending where they detect); In England and Wales, this is with the Portable Antiquities Scheme, in Scotland this is the Treasure Trove Unit.
5. UKDN will actively work towards ensuring the future security of the hobby. We will liaise and co-operate with heritage professionals in a way which is mutually beneficial to all parties whilst maintaining our independence, and we encourage their active participation, either in the UKDN online community or through our on-line newsletter.